



CLAY COUNTY COURTHOUSE
ATTN: HUMAN RESOURCES
807 11TH STREET NORTH
PO BOX 280
MOORHEAD, MINNESOTA 56560

July 1st 2017

Minnesota Office of the State Auditor
Attn: Ms. Christy John
525 Park Street
Suite 500
Saint Paul, MN 55103

Ms. John,

Attached is Clay County's Performance Measure Report for 2016 and the resolution to continue the program for 2017. I have attached the requested information as enclosures for each of the performance measures listed. We currently televise all board meetings (at least one per week), which the public has access to at all times through the County website. We also allow citizen input at every County Board meeting.

1. Public Safety: Enclosure 1
2. Probation/Corrections: Enclosure 2
3. Public Works/Highway: Enclosure 3
4. Public Health: Enclosure 4
5. Social Services: Enclosure 5
6. Taxation: Enclosure 6
7. Elections: Enclosure 7
8. Veterans Services: Enclosure 8
9. Recorder: Enclosure 9
10. Library: Enclosure 10
11. Environmental: Enclosure 11
12. Citizens Survey – Enclosure 12
13. 2017 Participation Board Resolution – Enclosure 13

If you have any questions, please contact me at 218.299.7336. Thank You.

Sincerely,

Darren Brooke
HR Director/Assistant County Administrator
Clay County, MN
218.299.7336

Enclosure 1

Sheriff Department - Public Safety - Clay County Only								
Crime	2013		2014		2015		2016	
	2013 Actual Offenses	2013 Cleared by Arrest	2014 Actual Offenses	2014 Cleared by Arrest	2015 Actual Offenses	2015 Cleared by Arrest	2016 Actual Offenses	2016 Cleared by Arrest
Murder	0	0	1	1	0	0	0	0
Rape	3	2	3	2	0	0	0	0
Robbery	0	0	0	0	0	0	1	0
Assault	8	4	3	3	8	6	4	3
Burglary	23	3	29	2	19	6	27	5
Larceny	52	6	57	12	49	6	29	3
Auto Theft	4	2	5	0	13	4	9	1
Total w/o Arson	90	19	98	20	89	21	70	12
Total w/ Arson	90	19	99	20	90	22	70	12
Other Assaults	35	27	29	20	37	25	34	21
Forgery/Counterfeit	4	3	1	0	0	0	1	0
Fraud	64	28	66	33	46	23	39	12
Embezzlement	0	0	0	0	0	0	0	0
Stolen Property	0	0	2	1	10	5	5	4
Vandalism	30	3	33	3	17	2	22	2
Weapons	2	1	0	0	7	6	1	1
Prostitution	0	0	0	0	0	0	0	0
Other Sex Offenses	2	2	6	3	1	1	4	2
Narcotics	16	16	40	37	90	81	30	25
Gambling	0	0	0	0	0	0	0	0
Family/Children	12	4	6	1	12	8	12	8
D.U.I	93	91	118	114	122	117	116	116
Liquor Laws	23	23	28	27	28	22	9	9
Drunkenness	0	0	0	0	0	0	0	0
Disorderly	17	7	16	12	17	9	18	12
Vagrancy	0	0	0	0	0	0	0	0
Other	44	28	65	47	282 *	187 *	321 *	279 *

* 2015 and 2016 using state provided statistics.

Enclosure 1a

Clay County Crash Report							
Category	2010	2011	2012	2013	2014	2015	2016
Fatal Crashes	5	2	4	5	4	2	*
Injury Crashes	222	203	199	187	206	214	*
Property Damage Crashes	617	629	439	648	497	437	*
Total Crashes	844	834	642	840	707	653	*
Number Killed	8	2	4	6	4	3	*
Number Injured	280	273	282	247	282	291	*

* 2016 Statistics not yet released prior to report.

Reference:

<https://dps.mn.gov/divisions/ots/reports-statistics/Pages/crash-facts.aspx>

Clay County Closed 2012 Adult Felons

		2008		2009		2010		2011		2012	
Recid_6mos											
casetype		Frequency	Percent	Frequency	Percent	Frequency	Percent	Frequency	Percent	Frequency	Percent
Probation	No	160	98.2	164	98.2	158	96.3	188	99.5	187	98.4
	Yes	3	1.8	3	1.8	6	3.7	1	.5	3	1.6
	Total	163	100.0	167	100.0	164	100.0	189	100.0	190	100.0
Supervised Release	No	81	95.3	81	95.3	80	100.0	79	98.8	91	96.8
	Yes	4	4.7	4	4.7	0	.0	1	1.3	3	3.2
	Total	85	100.0	85	100.0	80	100.0	80	100.0	94	100.0

Recid_1yr											
casetype		Frequency	Percent	Frequency	Percent	Frequency	Percent	Frequency	Percent	Frequency	Percent
Probation	No	160	98.2	160	95.8	158	96.3	185	97.9	184	96.8
	Yes	3	1.8	7	4.2	6	3.7	4	2.1	6	3.2
	Total	163	100.0	167	100.0	164	100.0	189	100.0	190	100.0
Supervised Release	No	78	91.8	80	94.1	78	97.5	76	95.0	87	92.6
	Yes	7	8.2	5	5.9	2	2.5	4	5.0	7	7.4
	Total	85	100.0	85	100.0	80	100.0	80	100.0	94	100.0

Recid_2yrs											
casetype		Frequency	Percent	Frequency	Percent	Frequency	Percent	Frequency	Percent	Frequency	Percent
Probation	No	153	93.9	158	94.6	153	93.3	179	94.7	175	92.1
	Yes	10	6.1	9	5.4	11	6.7	10	5.3	15	7.9
	Total	163	100.0	167	100.0	164	100.0	189	100.0	190	100.0
Supervised Release	No	71	83.5	75	88.2	73	91.3	71	88.8	81	86.2
	Yes	14	16.5	10	11.8	7	8.8	9	11.3	13	13.8
	Total	85	100.0	85	100.0	80	100.0	80	100.0	94	100.0

Recid_3yrs											
casetype		Frequency	Percent	Frequency	Percent	Frequency	Percent	Frequency	Percent	Frequency	Percent
Probation	No	144	88.3	155	92.8	149	90.9	171	90.5	168	88.4
	Yes	19	11.7	12	7.2	15	9.1	18	9.5	22	11.6
	Total	163	100.0	167	100.0	164	100.0	189	100.0	190	100.0
Supervised Release	No	69	81.2	70	82.4	71	88.8	69	86.3	79	84.0
	Yes	16	18.8	15	17.6	9	11.3	11	13.8	15	16.0
	Total	85	100.0	85	100.0	80	100.0	80	100.0	94	100.0

Clay County Highway Department Performance Measures Standards

Hours to Plow complete system during a snow event:		Average Bridge Sufficiency Rating	
Year	Hours	Year	Rating
2011 - 2012	12	2014	92.69
2012 - 2013	12	2015	91.75
2013 - 2014	12	2016	93.00
2014 - 2015	12		
2015 - 2016	12		

Average Clay County Pavement Condition Rating			
Year	Ride Quality Index (RQI)	Surface Rating (SR)	Pavement Quality Index (PQI)
2011 - 2012	2.70	3.30	2.90
2012 - 2013	2.57	3.43	2.93
2013 - 2014	2.24	3.33	2.64
2014 - 2015	2.09	3.28	2.44
2015 - 2016	2.00	3.20	2.52

MN/DOT Pavement Condition Indices		
Index Name	Pavement Attribute Measured by Index	Rating Scale
Ride Quality Index (RQI)	Pavement Roughness	0.0 - 5.0
Surface Rating (SR)	Pavement Distress	0.0 - 4.0
Pavement Quality Index (PQI)	Overall Pavement Quality	0.0 - 4.5

Public Health Rankings for Minnesota

Ref: www.countyhealthrankings.org

Ranking out of 87 Counties

2016 Population = 61,286

	2011 Clay County	2012 Clay County	2013 Clay County	2014 Clay County	2015 Clay County	2016 Clay County
Health Outcomes	71	64	43	51	57	62
Premature death before age 75 (per 100,000)	6459	6427	5097	5097	5563	5900
% of live births with low birthweight	7.3%	6.9%	6.7%	6.7%	6.7%	7.0%
Health Factors	22	22	32	20	22	14
% of Adult Smokers	19%	18%	17%	17%	17%	16%
% of Adults reporting BMI of 30 or more	28%	30%	30%	31%	30%	28%
% of people reporting Excessive/Binge Drinking	22%	20%	21%	23%	23%	23%
Alcohol -impaired driving deaths (%)				14%	22%	25%
Teen Births Age 15-19 (Per 1000)	15	16	16	15	15	14
Clinical Care	22	23	23	24	18	23
% of persons under age 65 without health insurance	11%	11%	9%	9%	8%	9%
Ratio of Primary care physicians to population	3981 : 1	3981 : 1	4550 : 1	3738 : 1	3760 : 1	3790 : 1
Social and Economic Factors	18	17	31	21	21	18
% High School Graduation	85%	78%	75%	79%	77%	82%
% of adults 25 - 44 with some college	75.1%	73.5%	73.6%	73.1%	73.2%	75.0%
% Unemployment	4.9%	4.8%	5.0%	4.2%	3.7%	3.3%
% of Children in Poverty (Under age 18)	13%	15%	17%	13%	13%	15%
% of Children in single-parent households	29%	26%	27%	27%	25%	23%

Demographics

	Clay County, MN	Minnesota
Population	61,286	5,457,173
% below 18 years of age	23.20%	23.50%
% 65 and older	12.70%	14.30%
% Non-Hispanic African American	1.60%	5.70%
% American Indian and Alaskan Native	1.60%	1.30%
% Asian	1.40%	4.70%
% Native Hawaiian/Other Pacific Islander	0.00%	0.10%
% Hispanic	4.30%	5.10%
% Non-Hispanic white	89.30%	81.40%
% not proficient in English	0.00%	2.00%
% Females	50.60%	50.30%
% Rural	27.90%	26.70%

Social Services:

Of all children who were victims of substantiated child abuse and/or neglect during the reporting period, what percentage had a subsequent substantiated allegation within twelve months?

	<u>2012</u>	<u>2013</u>	<u>2014</u>	<u>2015</u>	<u>2016</u>
Substantiated Victims of Maltreatment.	40	58	35	136	125
No recurrence within 12 months.	37	55	34	123	122 (97.6%)
Recurrence within 12 months.	3	3	1	13	3 (2.4%)

Work Participation Rate among MFIP and DWP recipients:

	<u>2012</u>	<u>2013</u>	<u>2014</u>	<u>2015</u>	<u>2016</u>
Percent of Participation	42.50%	51.90%	44.70%	39.6%	31.35%

Child Support Cost Effectiveness:

	<u>2012</u>	<u>2013</u>	<u>2014</u>	<u>2015</u>	<u>2016</u>
Cost Effectiveness for every dollar spent:	\$5.72	\$5.73	\$5.84	5.35%	\$5.06

Enclosure 6

Auditor-Treasurer					
Name	2012	2013	2014	2015	2016
Bond Rating	AA	AA	AA	AA	AA
Debt service levy per capita	11.43	11.38	19.84	19.45	20.27
Outstanding debt per capita	185.05	361.93	318.07	265.13	372.25

Enclosure 6a

Assessor - Level of Assessment Ratio										
Type of Property	Median Ratio									
	2007	2008	2009	2010	2011	A2012*	A2013	A2014	A2015	A2016
Residential/SRR Aggregation	94.3%	95.4%	96.5%	93.9%	97.8%	97.2%	97.4%	92.4%	95.8%	94.6%
Residential/SRR off water	94.3%	95.3%	96.5%	93.9%	97.8%		97.4%	92.4%	95.8%	94.6%
Residential/SRR on water	NA	103.8%	75.8%	NA	86.0%	85.8%	105.8%	NA	96.1%	94.1%
Apartment	85.7%	87.5%	87.6%	93.9%	93.8%	89.5%	100.9%	103.4%	98.8%	94.2%
Commercial/Industrial	86.0%	87.2%	85.2%	99.9%	100.3%	88.3%	92.0%	100.1%	N/A	
Commercial only									99.5%	96.3%
Ag/Rural > 34.5 Acres	NA	NA	85.4%	83.6%	91.9%		NA	NA	96.7%	93.5%
2a/2b > 34.5 Acres	NA	NA	85.4%	83.6%	91.9%		NA	NA	N/A	
2a/2b > 34.5 Acres w/o water influence	NA	NA	85.4%	83.6%	91.9%		NA	NA	N/A	
2a Agricultural	NA	NA	79.5%	82.9%	93.5%	83.0%	NA	NA	N/A	
2b Rural Vacant 34.5 or more	NA	NA	NA	88.8%	NA		NA	88.3%	90.6%	102.9%
2a/2b Bare Land	NA	NA	81.3%	82.9%	93.5%		NA	92.9%	N/A	
2a Agricultural Bare Land	NA	NA	79.5%	82.9%	95.4%		NA	NA	N/A	
2b Rural Vacant Bare Land	NA	NA	NA	88.8%	NA		NA	NA	N/A	
2b/2c >34.5 Acres	NA	NA	NA	88.8%	NA		NA	NA	N/A	
Total Ag/Rural < 34.5 Acres	NA	NA	87.1%	136.8%	85.8%		NA	NA	N/A	
2a/2b < 34.5 Acres	NA	NA	87.1%	136.8%	85.8%		NA	NA	N/A	
2a Agricultural < 34.5 Acres	NA	NA	107.5%	136.8%	125.8%		NA	NA	N/A	
2a/2b Bare Land < 34.5 Acres	NA	NA	NA	136.8%	169.8%		NA	NA	N/A	
2a Agricultural Bare Land <34.5 Acres	NA	NA	NA	136.8%	169.8%		NA	NA	N/A	
Agricultural	NA	NA	NA	NA	NA	83.0%	98.6%	NA	N/A	
Timber Seas & Ag	NA	NA	NA	NA	NA	83.0%	98.6%	NA	N/A	
Ag Improved/Unimproved (34.5+) Aggregation	NA	NA	NA	NA	NA		NA	93.0%	97.2%	93.5%
* This was the year the DOR didn't have current data to set ratios										

Elections	
<u>Accuracy of post-election audit (% of ballots counted accurately)</u>	
<u>Year</u>	<u>Percent</u>
2011	No elections held this year
2012	100%
2013	No elections held this year
2014	100%
2015	No elections held this year
2016	100%
2017	

Veteran Services										
Clay County										
Federal dollars Distributed - Clay County - (\$000)										
Year	Veteran Population	Total Expenditure	Compensation & Pension	Construction	Ed & Vocational Rehab Employment	Loan Guaranty #	General Operating Expenses	Insurance & Indemnities	Medical Care	Unique Patients
2013	4150	\$33,302	\$12,149	\$0	\$1,732	\$0	\$0	\$284	\$19,137	\$1,639
2014	4304	\$35,598	\$13,807	\$0	\$1,840	\$0	\$0	\$289	\$19,662	\$1,684
2015	3270	\$34,413	\$13,806	\$0	\$1,740			\$512	\$18,356	\$1,674
2016	3108	\$37,348	\$15,578	\$0	\$2,021	\$0	\$0	\$667	19,081	\$1,681

State Soldiers Assistance Program \$\$		MACV Funds Received	Volunteer Hours for the VSO Office	
Year	Dollar Amount	\$\$ Amount	Year	# of Hours
2013	\$97,770		2010	1337
2014	\$66,701	\$18,300	2011	1444
2015	\$109,866	\$23,293	2012	1360
2016	\$68,365	\$22,236.00	2013	1333
			2014	1368
			2015	1346
			2016	1408

Unemployment Rates for Veterans Compared with General Population			
Year	Clay County General Unemployment Rate	Clay County Vet Unemployment Rate	MN Unemployment Rate
2009 - 2013	4.42%	2.76%	5.80%
2008 - 2012	4.50%	2.70%	5.70%
2012 - 2015	4.10%	2.80%	5.20%
2016	3.60%	1.30%	3.70%

2009 - 2016 Veterans Population Breakdown							
Years	Population	Veterans	Veterans (%)	Male Vets	Male Vets (%)	Female Vets	Female Vets (%)
2009-2013	59,638	3,423	5.7	3,262	95.3	161	4.7
2008-2012	58937	3602	6.1	3421	95.0	181	5.0
2012-2015	60,249	3,270	5.40%	3,053	93.40%	217	6.60%
2016	60,879	3,108	5.10%	2,907	93.50%	201	6.50%

Enclosure 9

Recorder Compliance Rating	
Year	Compliance Percentage
2012	97.89%
2013	95.39%
2014	100%
2015	96.92
2016	100

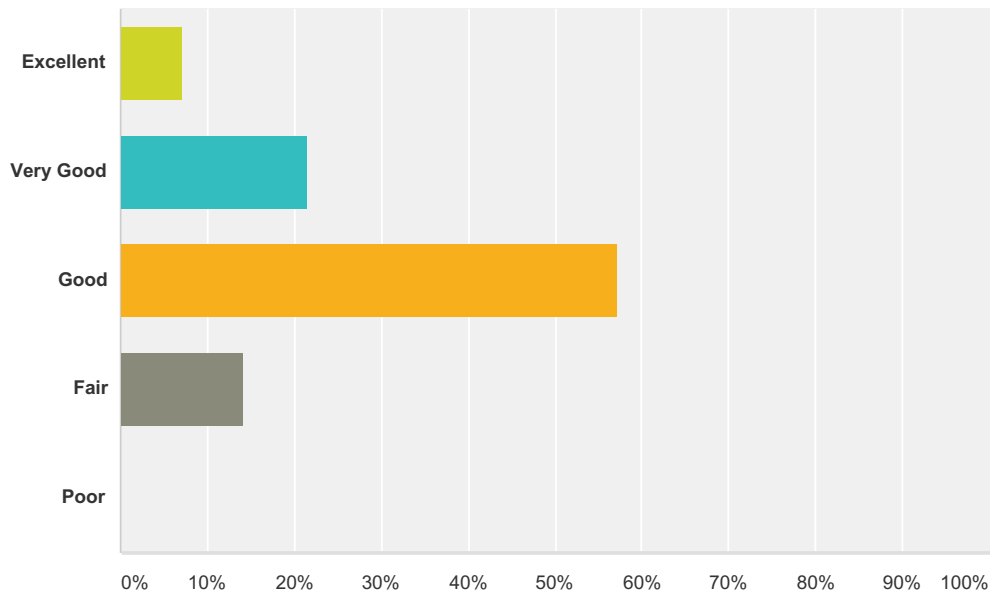
Lake Agassiz Regional Library System				
<u>Year</u>	<u>Total Visits</u>	<u>County Population</u>	<u>Visits/1000 residents</u>	<u>Annual Visits</u>
2011	352833	58999	59	5980
2012	328354	60118	60	5473
2013	321399	60118	60	5357
2014	288626	60426	60	4810
2015	292344	61196	61	4793
2016	271830	62181	62	4384

Enclosure 11

Environment				
Name	2013	2014	2015	2016
Recycling Rate (%)	36%	Not Yet Published	34%	Not Yet Published
Pounds of Electronics Recycled		326,715	228,290	343,080
Pounds of Hazourdous waste Collected (Gal.)		9,126	10,414	10,341
2014 first year reporting				

Q1 How would you rate your overall quality of life in Clay County?

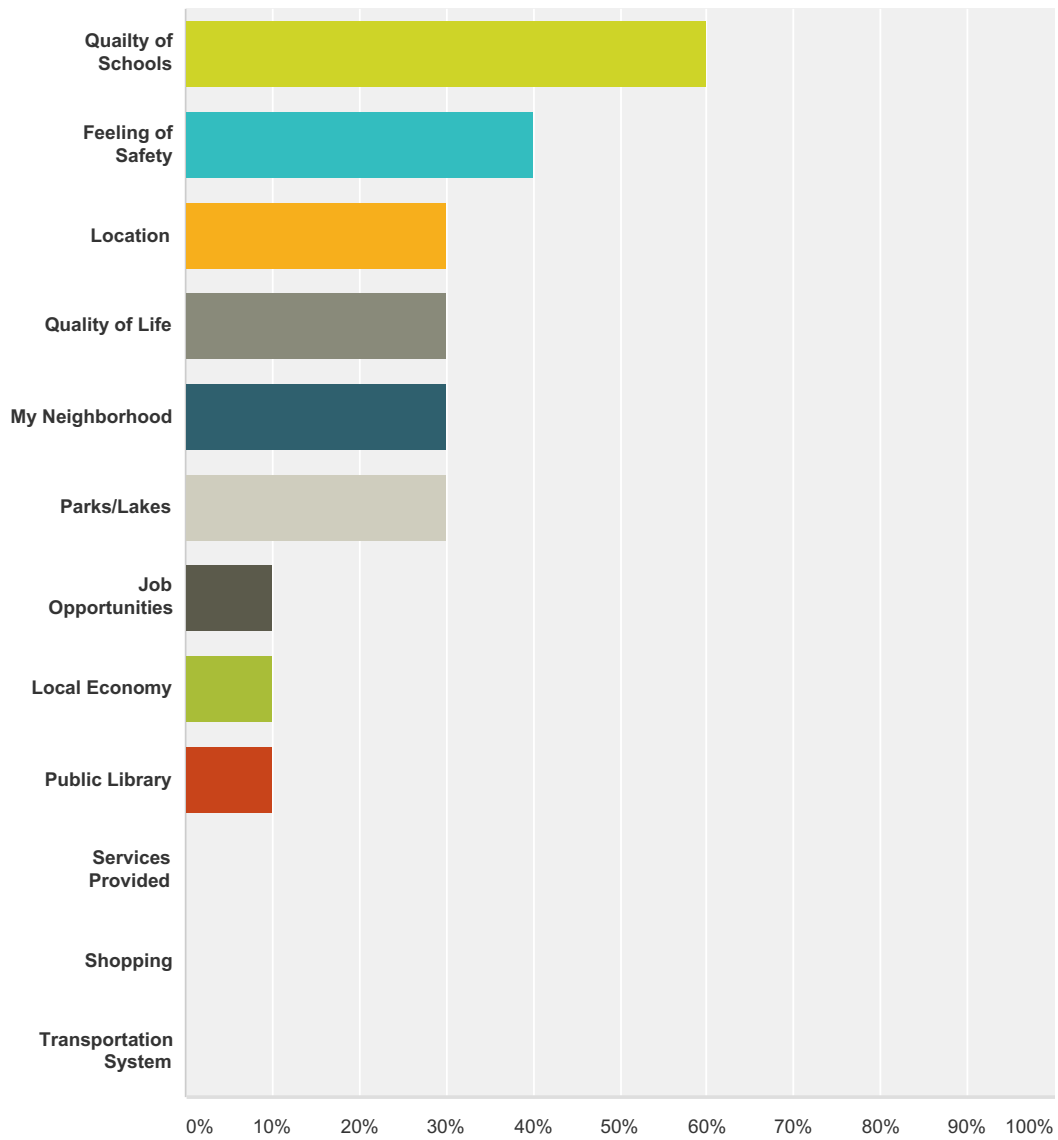
Answered: 14 Skipped: 1



Answer Choices	Responses
Excellent	7.14% 1
Very Good	21.43% 3
Good	57.14% 8
Fair	14.29% 2
Poor	0.00% 0
Total	14

Q2 What are the best things about living in Clay County? (Select all that apply.)

Answered: 10 Skipped: 5

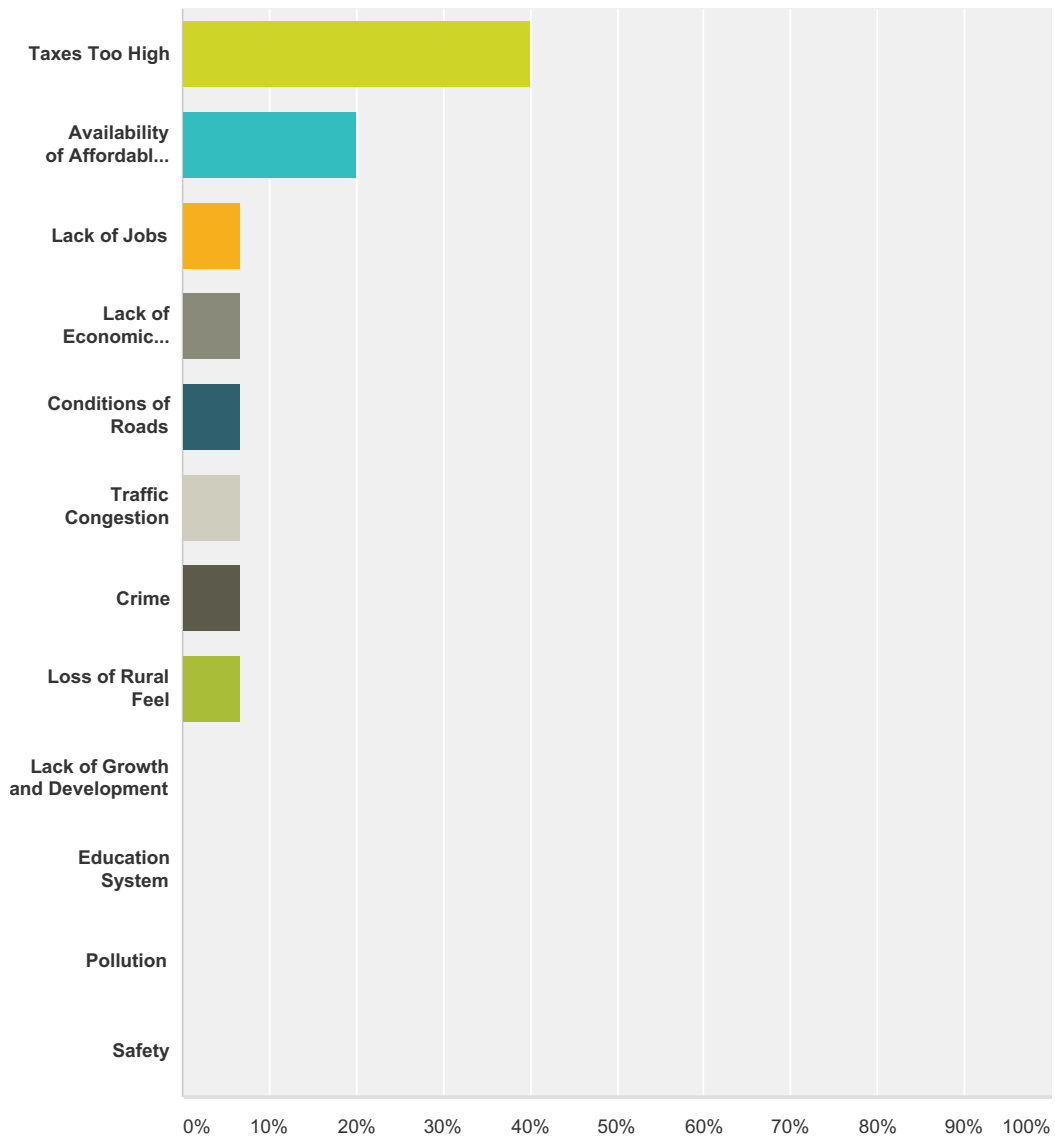


Answer Choices	Responses
Quality of Schools	60.00% 6
Feeling of Safety	40.00% 4
Location	30.00% 3
Quality of Life	30.00% 3
My Neighborhood	30.00% 3
Parks/Lakes	30.00% 3
Job Opportunities	10.00% 1

Local Economy	10.00%	1
Public Library	10.00%	1
Services Provided	0.00%	0
Shopping	0.00%	0
Transportation System	0.00%	0
Total Respondents: 10		

Q3 What do you feel is the most serious issue facing Clay County at thistime?

Answered: 15 Skipped: 0

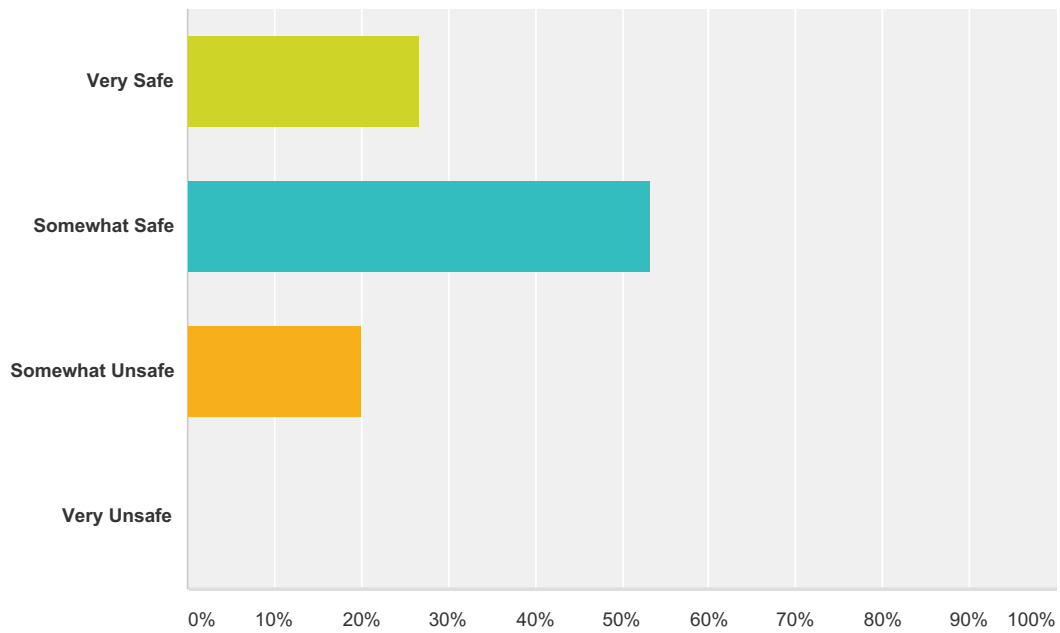


Answer Choices	Responses
Taxes Too High	40.00% 6
Availability of Affordable Housing	20.00% 3
Lack of Jobs	6.67% 1
Lack of Economic Development	6.67% 1
Conditions of Roads	6.67% 1
Traffic Congestion	6.67% 1
Crime	6.67% 1

Loss of Rural Feel	6.67%	1
Lack of Growth and Development	0.00%	0
Education System	0.00%	0
Pollution	0.00%	0
Safety	0.00%	0
Total		15

Q4 Please rate how safe or unsafe you feel in Clay County.

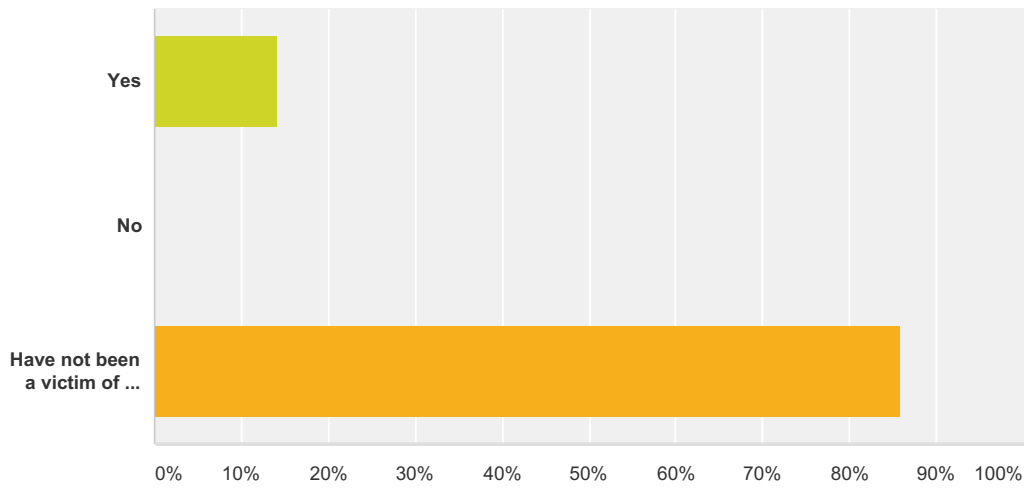
Answered: 15 Skipped: 0



Answer Choices	Responses
Very Safe	26.67% 4
Somewhat Safe	53.33% 8
Somewhat Unsafe	20.00% 3
Very Unsafe	0.00% 0
Total	15

Q5 If you have ever been a victim of a crime, did you call law enforcement?

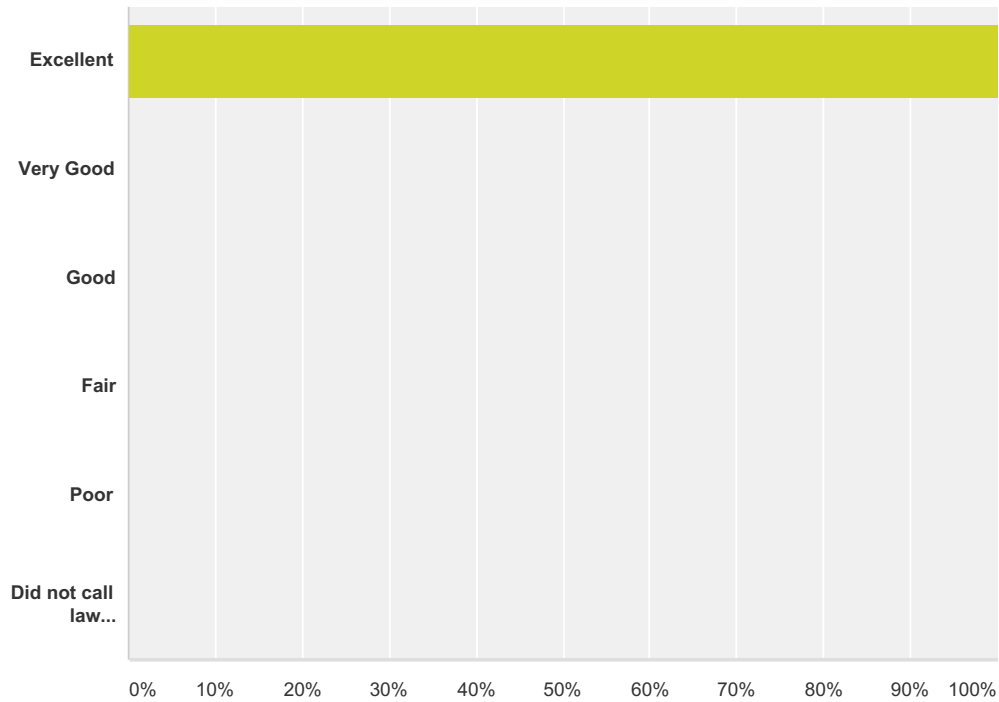
Answered: 14 Skipped: 1



Answer Choices	Responses
Yes	14.29% 2
No	0.00% 0
Have not been a victim of a crime.	85.71% 12
Total	14

Q6 If law enforcement was dispatched, how would you rate their response time?

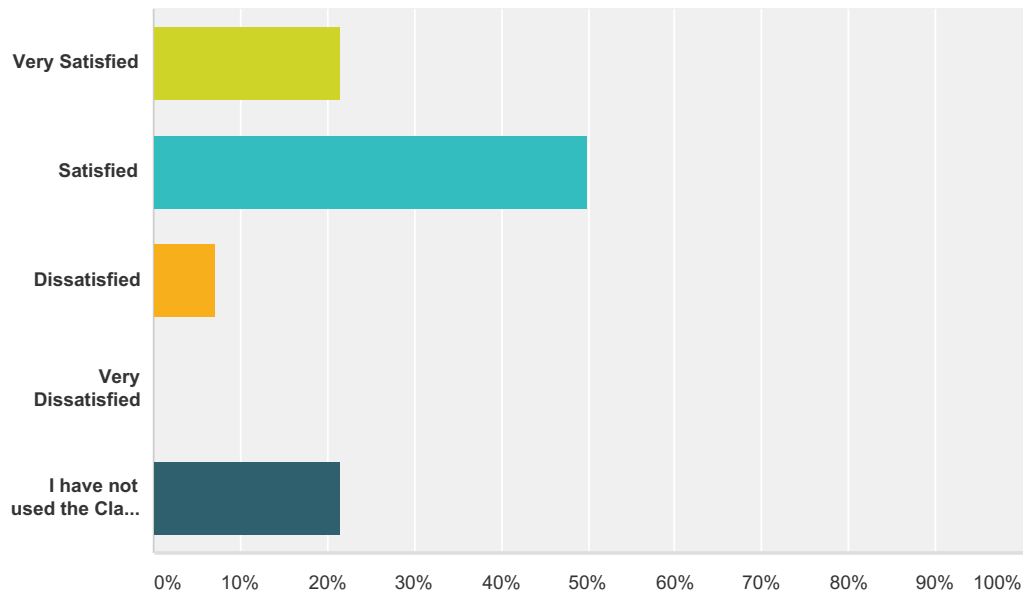
Answered: 2 Skipped: 13



Answer Choices	Responses	Count
Excellent	100.00%	2
Very Good	0.00%	0
Good	0.00%	0
Fair	0.00%	0
Poor	0.00%	0
Did not call law enforcement.	0.00%	0
Total		2

Q7 How satisfied are you with the Clay County Sheriff Department?

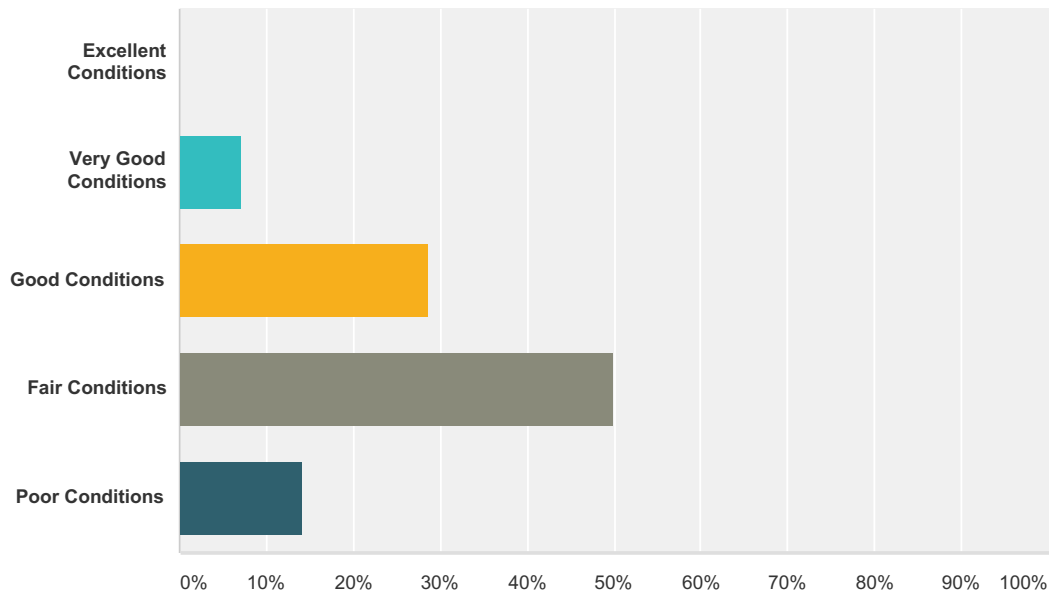
Answered: 14 Skipped: 1



Answer Choices	Responses
Very Satisfied	21.43% 3
Satisfied	50.00% 7
Dissatisfied	7.14% 1
Very Dissatisfied	0.00% 0
I have not used the Clay County Sheriff Department	21.43% 3
Total	14

Q8 How would you rate the road conditions within the county?

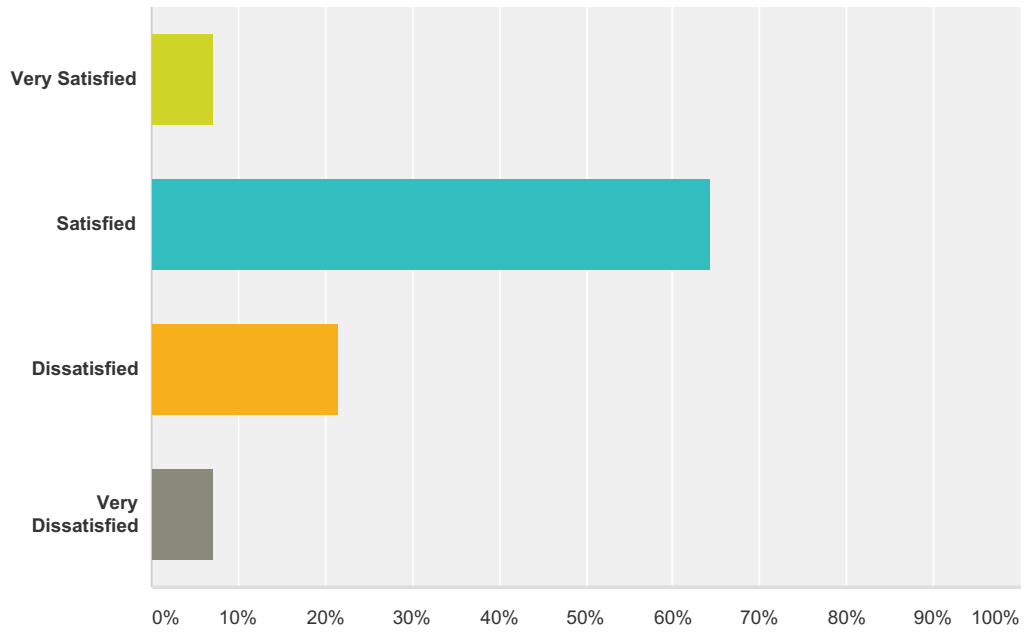
Answered: 14 Skipped: 1



Answer Choices	Responses
Excellent Conditions	0.00% 0
Very Good Conditions	7.14% 1
Good Conditions	28.57% 4
Fair Conditions	50.00% 7
Poor Conditions	14.29% 2
Total	14

Q9 How satisfied are you with snow removal in the winter?

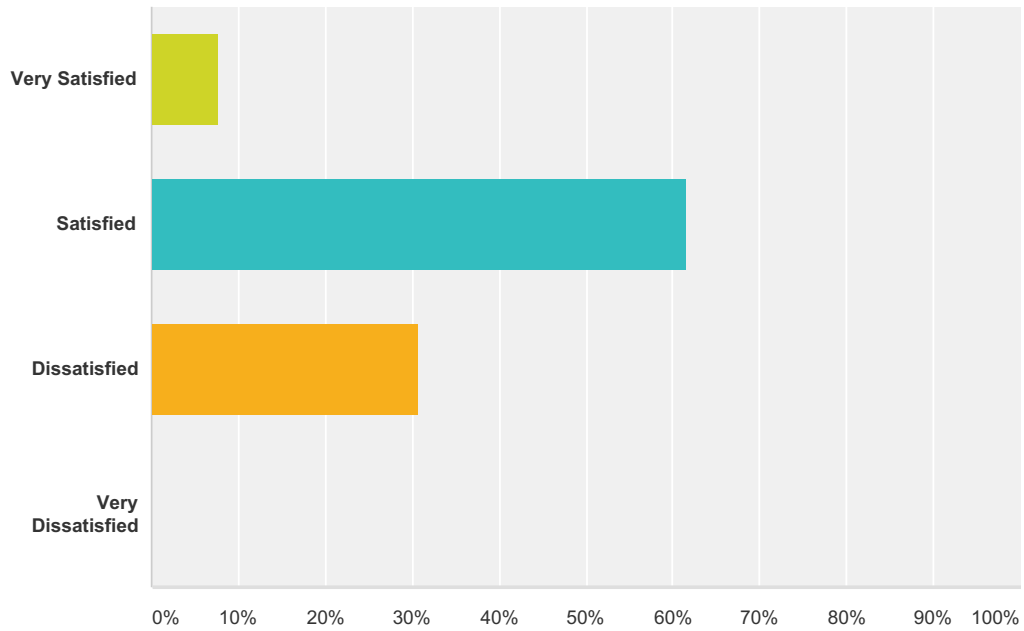
Answered: 14 Skipped: 1



Answer Choices	Responses	Count
Very Satisfied	7.14%	1
Satisfied	64.29%	9
Dissatisfied	21.43%	3
Very Dissatisfied	7.14%	1
Total		14

Q10 How satisfied are you with weed and grass control in the summer?

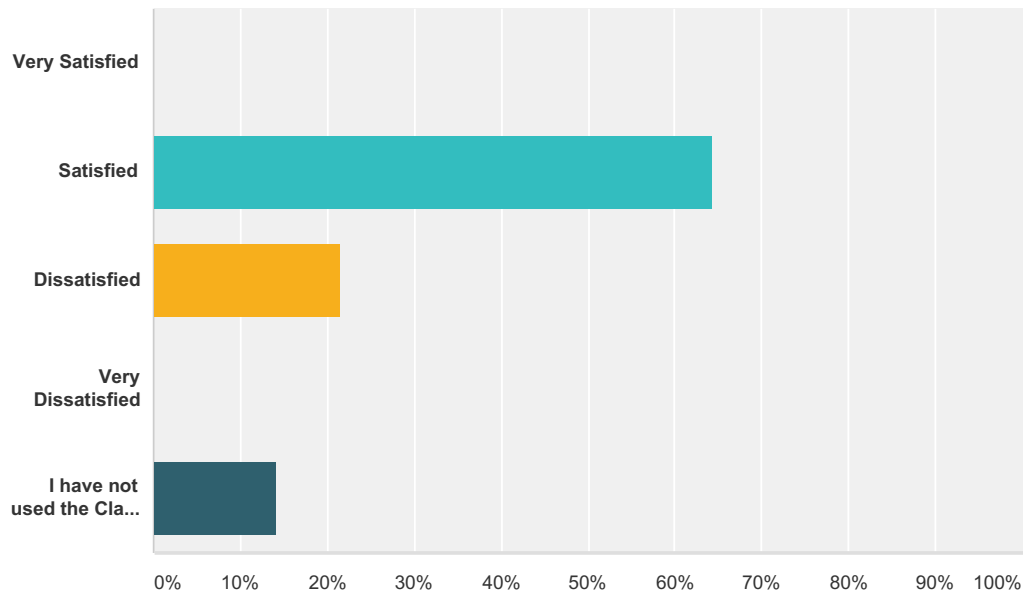
Answered: 13 Skipped: 2



Answer Choices	Responses	Count
Very Satisfied	7.69%	1
Satisfied	61.54%	8
Dissatisfied	30.77%	4
Very Dissatisfied	0.00%	0
Total		13

Q11 How satisfied are you with the Clay County Highway Department?

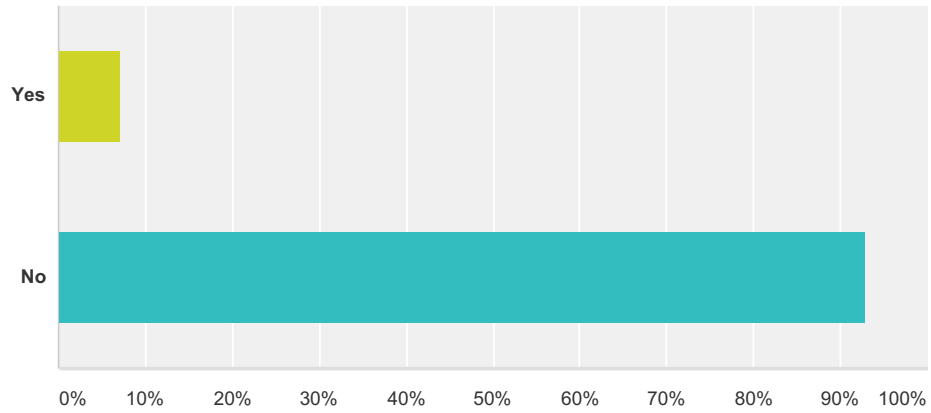
Answered: 14 Skipped: 1



Answer Choices	Responses
Very Satisfied	0.00% 0
Satisfied	64.29% 9
Dissatisfied	21.43% 3
Very Dissatisfied	0.00% 0
I have not used the Clay County Highway Department services.	14.29% 2
Total	14

Q12 Have you used any of the Clay County Public Health services within the past two years?

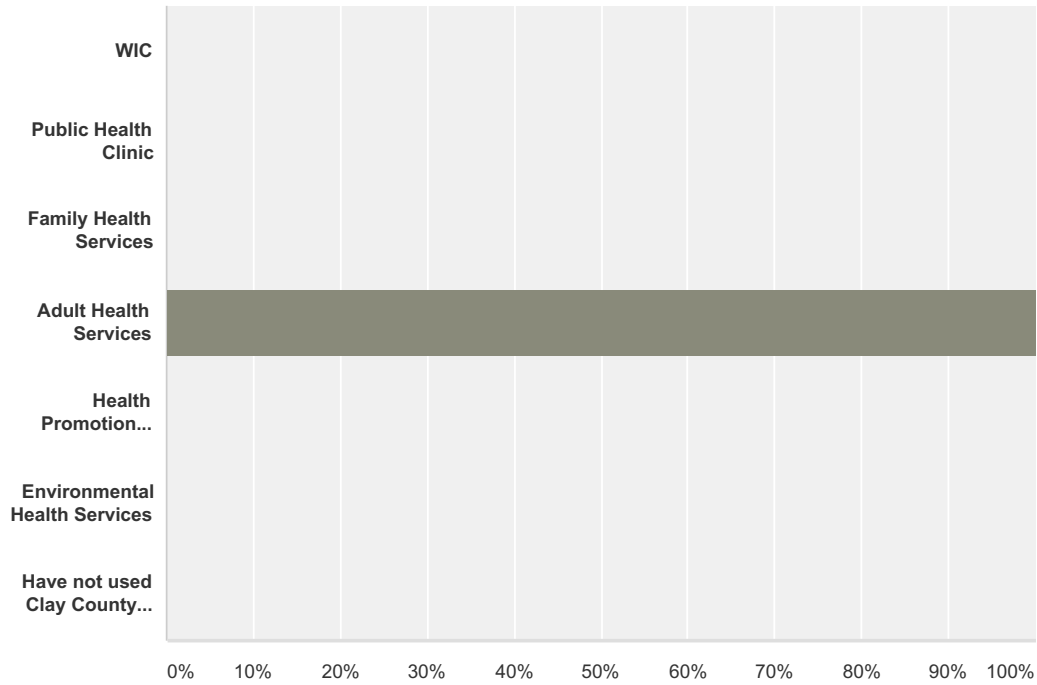
Answered: 14 Skipped: 1



Answer Choices	Responses
Yes	7.14% 1
No	92.86% 13
Total	14

Q13 If you have used Clay County Public Health, what services have you used? (select all that apply)

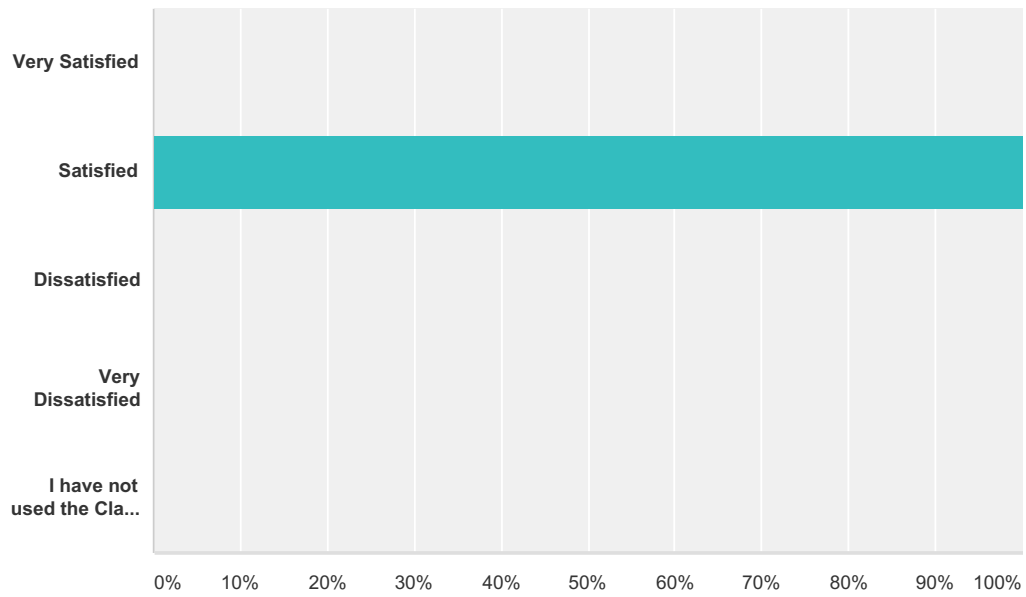
Answered: 1 Skipped: 14



Answer Choices	Responses
WIC	0.00% 0
Public Health Clinic	0.00% 0
Family Health Services	0.00% 0
Adult Health Services	100.00% 1
Health Promotion Activities	0.00% 0
Environmental Health Services	0.00% 0
Have not used Clay County Public Health services	0.00% 0
Total Respondents: 1	

Q14 How satisfied are you with the Clay County Public Health system?

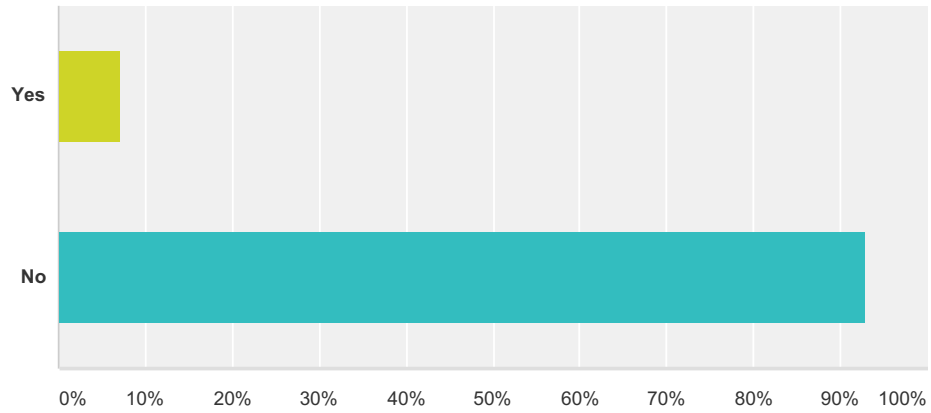
Answered: 1 Skipped: 14



Answer Choices	Responses
Very Satisfied	0.00% 0
Satisfied	100.00% 1
Dissatisfied	0.00% 0
Very Dissatisfied	0.00% 0
I have not used the Clay County Public Health Department services.	0.00% 0
Total	1

Q15 Have you used the Clay County Veterans Service Office in the past two years?

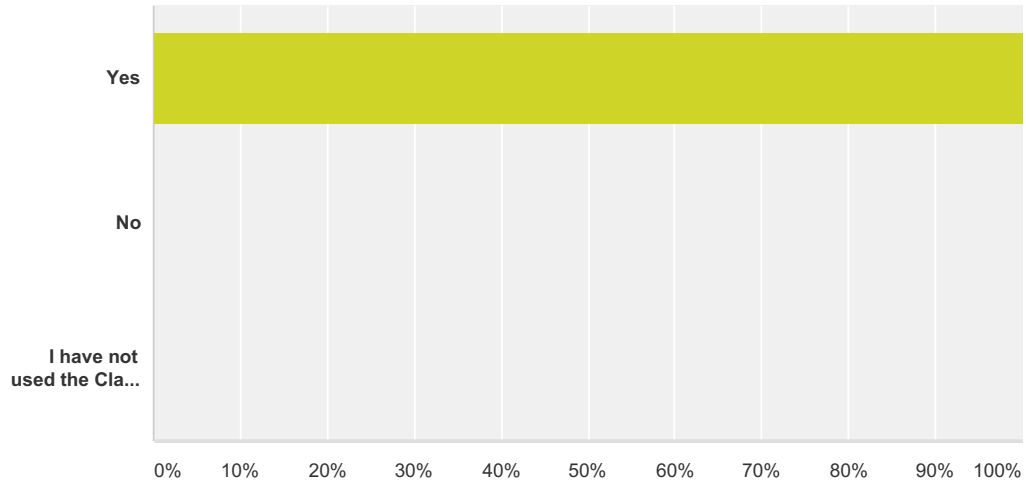
Answered: 14 Skipped: 1



Answer Choices	Responses	
Yes	7.14%	1
No	92.86%	13
Total		14

Q16 During your visit to the Clay County Veterans Service Office, did you receive the answers and/or information that you were requesting?

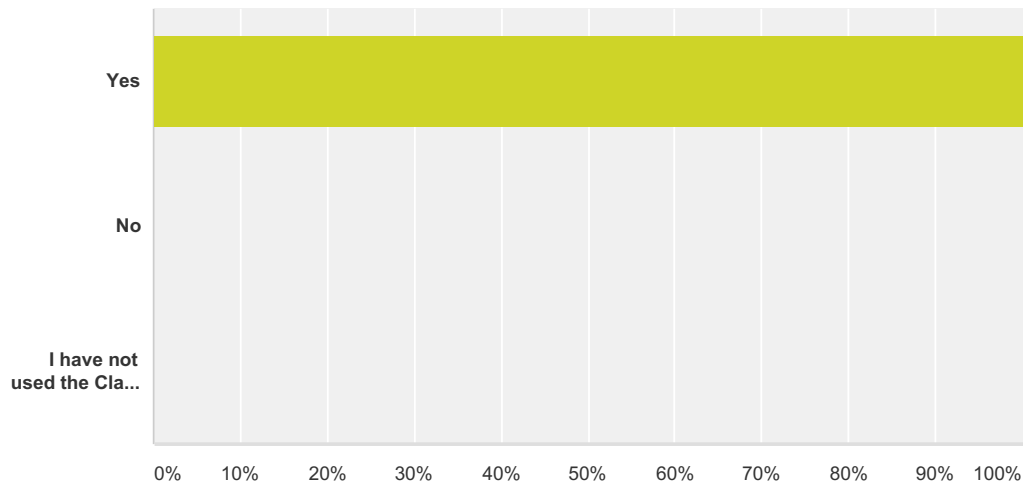
Answered: 1 Skipped: 14



Answer Choices	Responses
Yes	100.00% 1
No	0.00% 0
I have not used the Clay County Veterans Service Office services.	0.00% 0
Total	1

Q17 Did the Clay County Veterans Service Office appear to understand your inquiry?

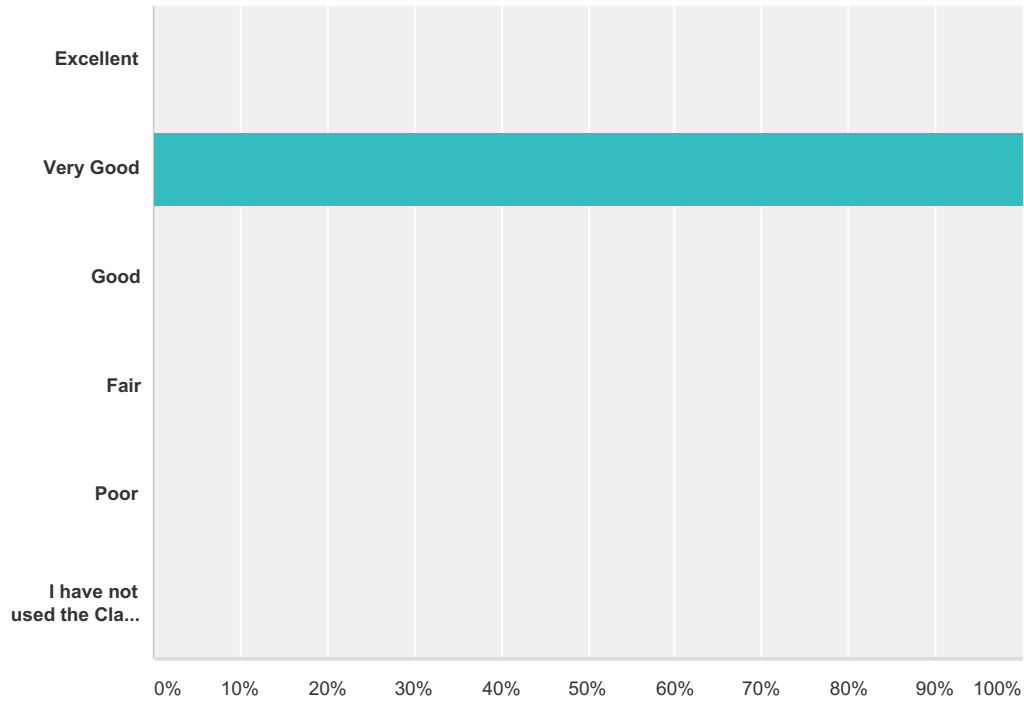
Answered: 1 Skipped: 14



Answer Choices	Responses
Yes	100.00% 1
No	0.00% 0
I have not used the Clay County Veterans Service Office services.	0.00% 0
Total	1

Q18 Please rate the level of service you received from your Clay County Veterans Service Office in resolving your issues or answering your questions:

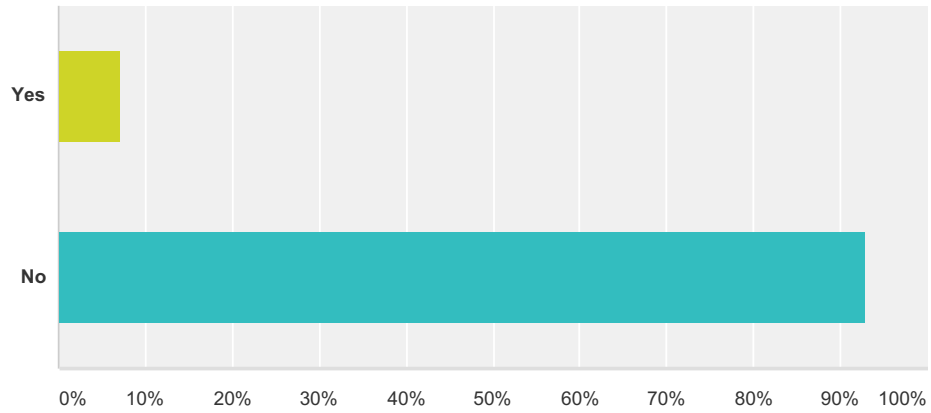
Answered: 1 Skipped: 14



Answer Choices	Responses
Excellent	0.00% 0
Very Good	100.00% 1
Good	0.00% 0
Fair	0.00% 0
Poor	0.00% 0
I have not used the Clay County Veterans Service Office services.	0.00% 0
Total	1

Q19 Have you used any of the Clay County Social Services programs within the past two years?

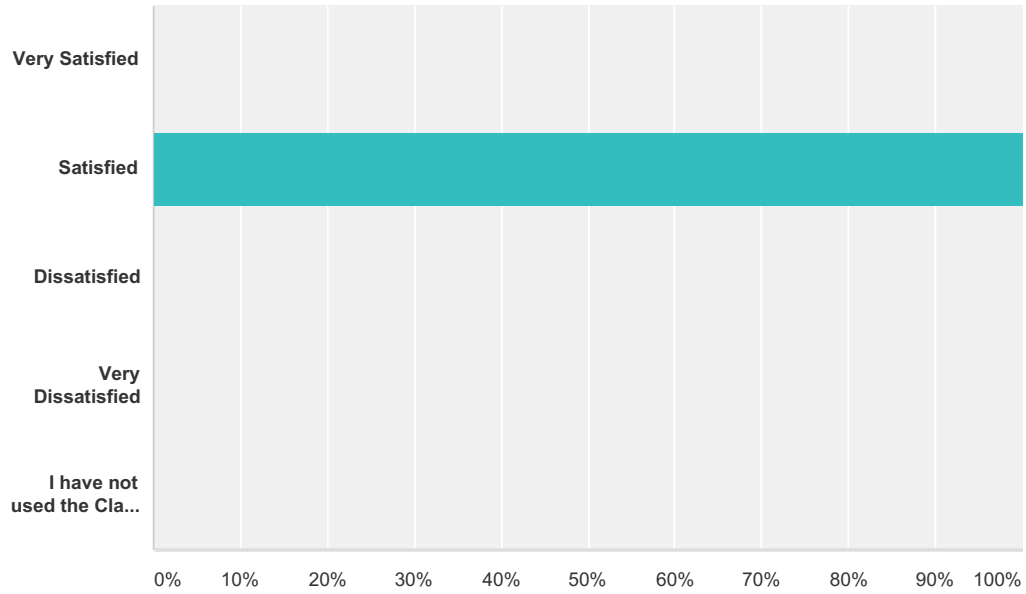
Answered: 14 Skipped: 1



Answer Choices	Responses
Yes	7.14% 1
No	92.86% 13
Total	14

Q20 How satisfied were you with the services you received from the Clay County Social Services Department?

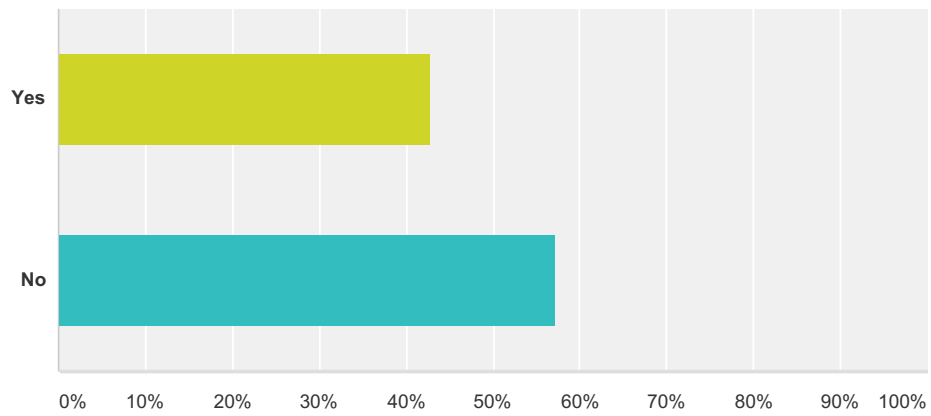
Answered: 1 Skipped: 14



Answer Choices	Responses	Count
Very Satisfied	0.00%	0
Satisfied	100.00%	1
Dissatisfied	0.00%	0
Very Dissatisfied	0.00%	0
I have not used the Clay County Social Services Office.	0.00%	0
Total		1

Q21 Have you visited one of Clay County's Lake Agassiz libraries in the last two years?

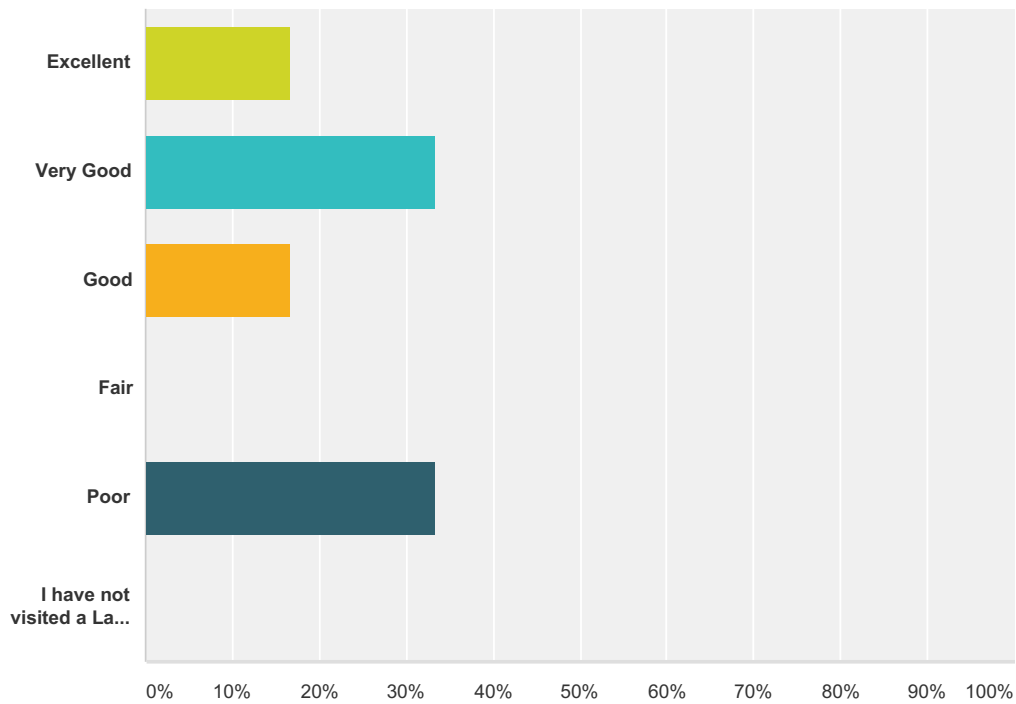
Answered: 14 Skipped: 1



Answer Choices	Responses
Yes	42.86% 6
No	57.14% 8
Total	14

Q22 How would you rate the Lake Agassiz facilities and services?

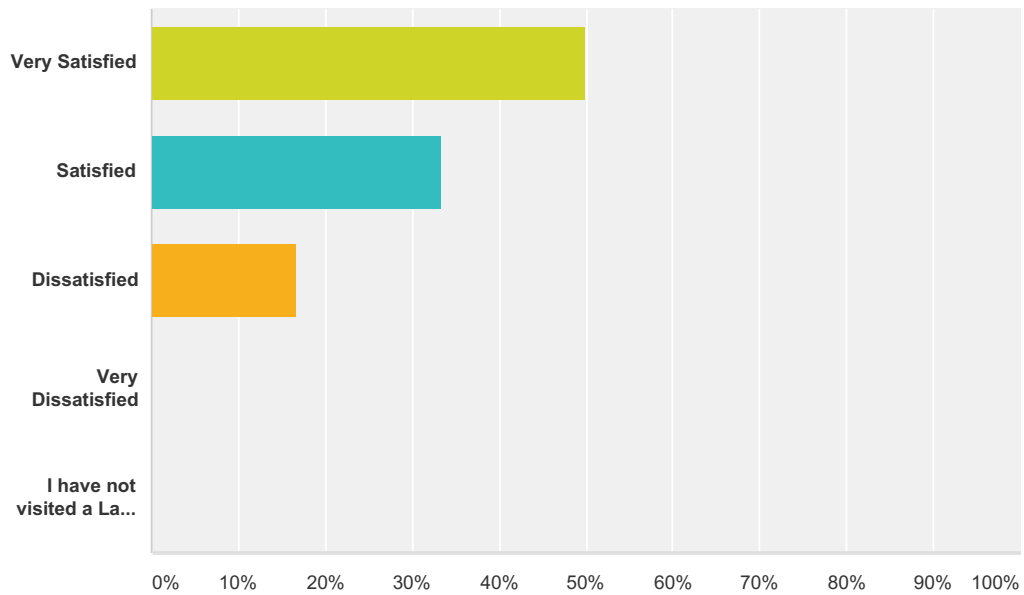
Answered: 6 Skipped: 9



Answer Choices	Responses
Excellent	16.67% 1
Very Good	33.33% 2
Good	16.67% 1
Fair	0.00% 0
Poor	33.33% 2
I have not visited a Lake Agassiz Regional Library.	0.00% 0
Total	6

Q23 Were you satisfied with the quality of service you received from the Lake Agassiz Library staff?

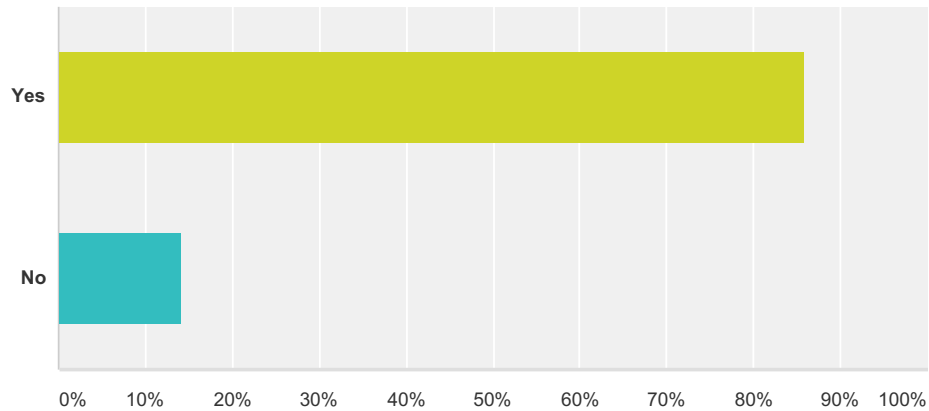
Answered: 6 Skipped: 9



Answer Choices	Responses
Very Satisfied	50.00% 3
Satisfied	33.33% 2
Dissatisfied	16.67% 1
Very Dissatisfied	0.00% 0
I have not visited a Lake Agassiz Regional Library.	0.00% 0
Total	6

Q24 Have you used the services provided by the Motor Vehicle Department in Clay County? (License plates, tabs, vehicle transfers, new vehicle and out-of-state registrations, boat, snowmobile, all-terrain, motorcycle and trailer licensing. Driver's licensing includes driver's license renewals, name and address changes, identification cards and instruction permits.)

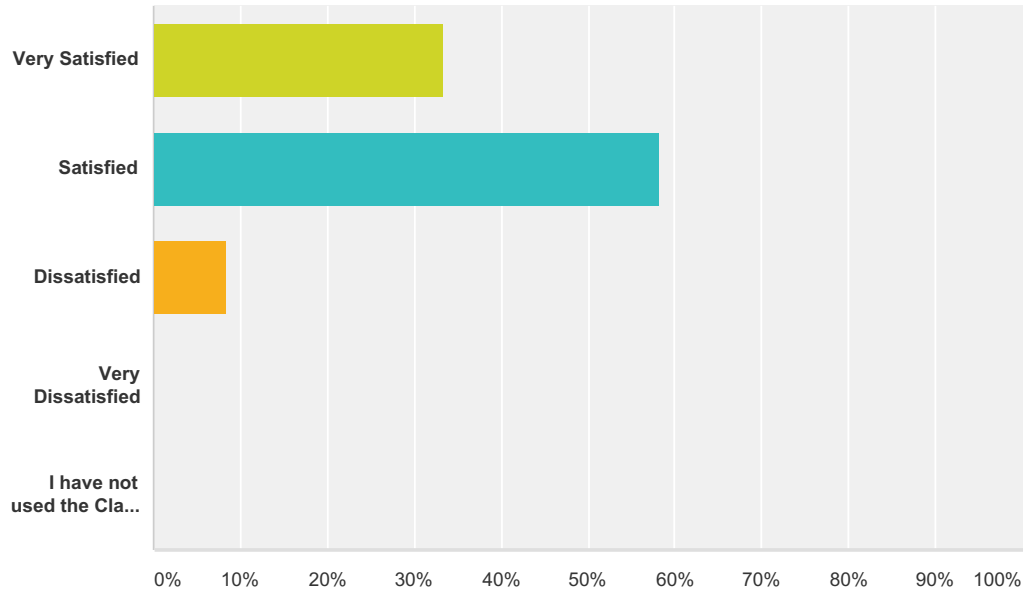
Answered: 14 Skipped: 1



Answer Choices	Responses
Yes	85.71% 12
No	14.29% 2
Total	14

Q25 Were you satisfied with the service you received by the Clay County Motor Vehicle Department staff?

Answered: 12 Skipped: 3



Answer Choices	Responses
Very Satisfied	33.33% 4
Satisfied	58.33% 7
Dissatisfied	8.33% 1
Very Dissatisfied	0.00% 0
I have not used the Clay County Motor Vehicle Department services.	0.00% 0
Total	12

COUNTY BOARD OF COMMISSIONERS

Clay County, Minnesota 56560

Date	June 27, 2017	Resolution No.	2017-22
Motion by		Second by	
Commissioner/Council		Commissioner/Council	
Member	<u>Gross</u>	Member	<u>Weyland</u>


WHEREAS, Benefits to Clay County for participation in the Minnesota Council on Local Results and Innovation’s comprehensive performance measurement program are outlined in MS 6.91 and include eligibility for a reimbursement as set by State statute; and

WHEREAS, Any county participating in the comprehensive performance measurement program is also exempt from levy limits for taxes, if levy limits are in effect; and


WHEREAS, The Clay County Board has adopted and implemented at least 10 of the performance measures, as developed by the Council on Local Results and Innovation, and a system to use this information to help plan, budget, manage and evaluate programs and processes for optimal future outcomes; and

NOW THEREFORE LET IT BE RESOLVED THAT, Clay County will continue to report the results of the performance measures to its citizenry by the end of the year through publication, direct mailing, and posting on the county’s website, or through a public hearing at which the budget and levy will be discussed and public input allowed.

BE IT FURTHER RESOLVED, Clay County will submit to the Office of the State Auditor the actual results of the performance measures adopted by the county.



Kevin Campbell, Chair
Clay County Board of Commissioners

ATTEST:


Brian C. Berg
County Administrator

Detail of Voting: Ayes 5 Nays 0