











## Press Release Avoiding Online Identity Scams



### Tips for Citizens to Avoid Online Identity Scams

-  Never give out your social security number to an online prospective employer, even if the employer says it is for a routine background check.
-  Never give out your bank or credit card number.
-  If you are posting your resume online, include only the most relevant personal details and keep details of your work history to a minimum.
-  Look for red flags such as misspellings or bad grammar.
-  Call the company that requests data.
-  Look at the return email address of the person requesting the data. If it is a personal address like human\_resources\_ibm@hotmail.com, consider that a red flag. Why is the person not using a corporate email address where a variation of the company name appears after the @ sign?
-  Check to see that the address, phone numbers, and fax machines listed are all working. Listen to the person's voice mail to determine whether it seems legitimate.
-  If any website asks you for a four-digit password DO NOT use the same four-digits you use for your bank, credit card, or ATM PIN!